



Official Basketball Box Score - Final  
**Georgia Tech at Florida State**  
 12/15/20 Donald L. Tucker Center, Tallahassee  
 2020-21 Men's Basketball

Game Time: 8:30 PM  
 Game Duration: 2:04  
 Attendance: 2,664

Officials: Ron Groover, Brian Dorsey, Tim Clougherty

Georgia Tech - 61

Record: 2-3 (0-1)

NO.	Name	Min	FG	3P	FT	Rebounds			Fouls		TP	AS	TO	ST	Blocks		+/-
			M-A	M-A	M-A	OR	DR	TOT	PF	FD					BS	BA	
4	Jordan Usher	F 26:02	5-9	2-4	0-0	1	3	4	3	0	12	3	3	3	1	0	-13
5	Moses Wright	F 33:20	3-6	0-1	6-8	2	0	2	5	6	12	0	1	0	1	0	-14
0	Michael Devoe	G 34:38	7-15	2-6	5-6	1	3	4	2	7	21	0	4	0	0	1	-18
3	Bubba Parham	G 16:48	0-2	0-2	0-0	0	2	2	1	1	0	1	1	1	0	0	-7
10	Jose Alvarado	G 38:13	3-7	1-3	0-0	0	1	1	3	0	7	1	2	2	0	0	-12
1	Kyle Sturdivant	22:36	2-5	0-1	1-1	0	1	1	2	1	5	2	1	0	0	0	2
12	Khalid Moore	26:29	2-7	0-3	0-0	0	6	6	0	0	4	4	0	1	0	0	1
2	Saba Gigiberia	01:54	0-0	0-0	0-0	0	0	0	1	0	0	0	0	0	0	0	-4
Team						2	1	3			0		0				
<b>Totals</b>			22-51	5-20	12-15	6	17	23	17	15	61	11	12	7	2	1	-13

Shooting By Period		
1st FG%	12-22	54.5%
3PT%	3-10	30.0%
FT%	2-4	50%
2nd FG%	10-29	34.5%
3PT%	2-10	20.0%
FT%	10-11	90.9%
GM FG%	22-51	43.1%
3PT%	5-20	25.0%
FT%	12-15	80.0%

Dead Ball Rebounds: 3, 2

Technical Fouls::NONE

Florida State - 74

Record: 4-0 (1-0)

NO.	Name	Min	FG	3P	FT	Rebounds			Fouls		TP	AS	TO	ST	Blocks		+/-
			M-A	M-A	M-A	OR	DR	TOT	PF	FD					BS	BA	
1	RaiQuan Gray	F 30:10	1-5	0-1	2-2	2	4	6	4	1	4	2	2	0	0	1	-1
5	Balsa Koprivica	C 25:44	4-5	0-0	2-4	2	6	8	0	5	10	3	2	0	0	0	16
2	Anthony Polite	G 34:19	4-7	2-4	0-0	0	1	1	1	1	10	3	1	3	0	0	23
4	Scottie Barnes	G 30:05	6-10	0-3	4-6	0	6	6	3	4	16	1	3	2	0	0	13
23	M.J. Walker	G 34:47	4-9	2-4	4-4	1	3	4	1	5	14	1	2	1	0	0	11
11	Nathanael Jack	04:46	1-2	1-2	0-0	0	0	0	1	0	3	0	0	0	0	0	9
10	Malik Osborne	19:00	1-3	0-0	0-0	0	1	1	3	0	2	1	1	0	0	0	6
31	Wyatt Wilkes	11:17	4-7	3-3	0-0	1	0	1	1	0	11	1	0	0	1	1	-2
24	Sardar Calhoun	05:46	1-2	0-0	0-0	0	1	1	0	0	2	1	1	0	0	0	-12
15	Quincy Ballard	04:06	1-1	0-0	0-0	1	0	1	1	1	2	0	1	0	0	0	2
Team						0	0	0			0		0				
<b>Totals</b>			27-51	8-17	12-16	7	22	29	15	17	74	13	13	6	1	2	13

Shooting By Period		
1st FG%	15-29	51.7%
3PT%	6-11	54.5%
FT%	0-1	0%
2nd FG%	12-22	54.5%
3PT%	2-6	33.3%
FT%	12-15	80%
GM FG%	27-51	52.9%
3PT%	8-17	47.1%
FT%	12-16	75.0%

Dead Ball Rebounds: 2, 1

Technical Fouls::NONE

	GT	FSU
Biggest lead	3 (1st 17:39)	16 (2nd 13:00)
Best Scoring Run	15 (2nd 9:58)	8 (1st 14:31)
Lead Changes	2	
Times Tied	2	
Time with Lead	02:07	35:43

	GT	FSU
Points from		
Turnovers	9	13
Paint	26	32
Second Chance	5	7
Fast Breaks	4	5
Bench	9	20

Period by Period Scoring			
	1st	2nd	TOT
GT	29	32	61
FSU	36	38	74



**Officials:** Ron Groover, Brian Dorsey, Tim Clougherty

**Period 1**

**Period Starters:**

<b>FSU</b>	1 Gray R	2 Polite A	4 Barnes S	5 Koprivica B	23 Walker M
<b>GT</b>	0 Devoe M	3 Parham B	4 Usher J	5 Wright M	10 Alvarado J

Game Time	FSU	Score	Diff	GT
20:00	5 KOPRIVICA B jumpball won			5 WRIGHT M jumpball lost
19:38	5 KOPRIVICA B 2pt FG in the paint, jump shot made (2)	<b>2-0</b>	<b>2</b>	
19:38	1 GRAY R assist (1)			
19:15		<b>2-2</b>	<b>0</b>	10 ALVARADO J 2pt FG in the paint, driving layup made (2)
18:57	4 BARNES S foul offensive (1 - 1)			3 PARHAM B foul drawn (1)
18:57	4 BARNES S turnover offensive (1)			
18:54	4 BARNES S steal (1)			4 USHER J turnover bad pass (1)
18:50	4 BARNES S 3pt FG from turnover, jump shot missed			
18:48	5 KOPRIVICA B offensive rebound (1)			
18:48	5 KOPRIVICA B foul drawn (1)			3 PARHAM B foul personal (1 - 1)
18:37	1 GRAY R 2pt FG from turnover second chance outside the paint, jump shot blocked			
18:37				4 USHER J block (1)
18:37				4 USHER J defensive rebound (1)
18:37	jump ball situation			
18:11	2 POLITE A steal (1)			4 USHER J turnover lost ball (2)
17:57	5 KOPRIVICA B turnover travel (1)			
17:39		<b>2-5</b>	<b>-3</b>	4 USHER J 3pt FG from turnover, jump shot made (3)
17:39				3 PARHAM B assist (1)
17:16	1 GRAY R 3pt FG , jump shot missed			
17:13				0 DEVOE M defensive rebound (1)
17:05				4 USHER J 3pt FG , jump shot missed
17:02	4 BARNES S defensive rebound (1)			
16:54	5 KOPRIVICA B turnover 3 seconds (2)			
16:36	23 WALKER M steal (1)			0 DEVOE M turnover bad pass (1)
16:12	4 BARNES S 2pt FG from turnover in the paint, driving layup made (2)	<b>4-5</b>	<b>-1</b>	
16:12	4 BARNES S foul drawn (1)			0 DEVOE M foul shooting (1 - 2)
16:11	4 BARNES S free throw 1 - 1 missed			
16:10	1 GRAY R offensive rebound (1)			
16:08	1 GRAY R turnover lost ball (1)			3 PARHAM B steal (1)
16:03				3 PARHAM B 3pt FG from turnover, jump shot missed
15:59	5 KOPRIVICA B defensive rebound (2)			
15:54	4 BARNES S turnover bad pass (2)			
15:54	Timeout media			
15:54	4 BARNES S substitution out			
15:54	11 JACK N substitution in			
15:43				10 ALVARADO J turnover (1)
15:32	2 POLITE A 3pt FG from turnover, jump shot made (3)	<b>7-5</b>	<b>2</b>	
15:32	5 KOPRIVICA B assist (1)			
15:11				0 DEVOE M 3pt FG , jump shot missed
15:09	1 GRAY R defensive rebound (2)			
14:52	jump ball situation			
14:52	5 KOPRIVICA B substitution out			



**Officials:** Ron Groover, Brian Dorsey, Tim Clougherty

Game Time	FSU	Score	Diff	GT
14:52	10 OSBORNE M substitution in			
14:46	23 WALKER M 2pt FG outside the paint, jump shot missed			
14:43				3 PARHAM B defensive rebound (1)
14:37	2 POLITE A steal (2)			10 ALVARADO J turnover bad pass (2)
14:31	11 JACK N 3pt FG from turnover, jump shot made (3)	<b>10-5</b>	<b>5</b>	
14:31	2 POLITE A assist (1)			
14:13	10 OSBORNE M foul personal (1 - 2)			5 WRIGHT M foul drawn (1)
14:13				3 PARHAM B substitution out
14:13				4 USHER J substitution out
14:13				1 STURDIVANT K substitution in
14:13				12 MOORE K substitution in
14:13	2 POLITE A substitution out			
14:13	31 WILKES W substitution in			
13:53				0 DEVOE M turnover (2)
13:37	jump ball situation			
13:37	10 OSBORNE M turnover lost ball (1)			12 MOORE K steal (1)
13:22	11 JACK N foul shooting (1 - 3)			0 DEVOE M foul drawn (1)
13:22				0 DEVOE M free throw 1 - 2 missed
13:22				offensive dead ball rebound (1)
13:22		<b>10-6</b>	<b>4</b>	0 DEVOE M free throw 2 - 2 made (1)
13:06	11 JACK N 3pt FG , jump shot missed			
13:02	23 WALKER M offensive rebound (1)			
13:01	31 WILKES W 3pt FG second chance, jump shot made (3)	<b>13-6</b>	<b>7</b>	
13:01	1 GRAY R assist (2)			
12:51	1 GRAY R foul personal (1 - 4)			0 DEVOE M foul drawn (2)
12:51	1 GRAY R substitution out			
12:51	23 WALKER M substitution out			
12:51	4 BARNES S substitution in			
12:51	24 CALHOUN S substitution in			
12:41		<b>13-8</b>	<b>5</b>	12 MOORE K 2pt FG in the paint, pull up jump shot made (2)
12:26	24 CALHOUN S 2pt FG in the paint, pull up jump shot made (2)	<b>15-8</b>	<b>7</b>	
11:59				12 MOORE K 2pt FG in the paint, jump shot missed
11:56	10 OSBORNE M defensive rebound (1)			
11:53	31 WILKES W 3pt FG fast break, jump shot made (6)	<b>18-8</b>	<b>10</b>	
11:53	24 CALHOUN S assist (1)			
11:52				Timeout 30 Sec
11:52				Timeout media
11:43		<b>18-10</b>	<b>8</b>	1 STURDIVANT K 2pt FG in the paint, driving layup made (2)
11:17	31 WILKES W 2pt FG in the paint, layup missed			
11:11	31 WILKES W offensive rebound (1)			
11:11	31 WILKES W 2pt FG second chance in the paint, layup blocked			
11:11				5 WRIGHT M block (1)
11:09				12 MOORE K defensive rebound (1)
11:08	31 WILKES W substitution out			
11:08	1 GRAY R substitution in			
11:08	11 JACK N substitution out			
11:08	2 POLITE A substitution in			
10:55				5 WRIGHT M 2pt FG in the paint, jump shot missed
10:52				offensive rebound (5)



**Officials:** Ron Groover, Brian Dorsey, Tim Clougherty

Game Time	FSU	Score	Diff	GT
10:42				0 DEVOE M turnover travel (3)
10:42				0 DEVOE M substitution out
10:42				5 WRIGHT M substitution out
10:42				3 PARHAM B substitution in
10:42				4 USHER J substitution in
10:31	24 CALHOUN S turnover lost ball (1)			10 ALVARADO J steal (1)
10:18				1 STURDIVANT K 3pt FG from turnover, jump shot missed
10:16	24 CALHOUN S defensive rebound (1)			
10:09	24 CALHOUN S 2pt FG in the paint, jump shot missed			
10:05				12 MOORE K defensive rebound (2)
09:54		<b>18-12</b>	<b>6</b>	4 USHER J 2pt FG outside the paint, pull up jump shot made (5)
09:29	10 OSBORNE M 2pt FG in the paint, turnaround jump shot made (2)	<b>20-12</b>	<b>8</b>	
09:03		<b>20-14</b>	<b>6</b>	12 MOORE K 2pt FG in the paint, layup made (4)
09:03				4 USHER J assist (1)
08:58	24 CALHOUN S substitution out			
08:58	23 WALKER M substitution in			
08:45	23 WALKER M 3pt FG , jump shot missed			
08:43				1 STURDIVANT K defensive rebound (1)
08:37		<b>20-17</b>	<b>3</b>	4 USHER J 3pt FG , jump shot made (8)
08:37				12 MOORE K assist (1)
08:19	2 POLITE A 2pt FG outside the paint, step back jump shot missed			
08:17				3 PARHAM B defensive rebound (2)
08:10				12 MOORE K 3pt FG , jump shot missed
08:07	4 BARNES S defensive rebound (2)			
07:56	2 POLITE A foul drawn (1)			1 STURDIVANT K foul personal (1 - 3)
07:56	Timeout media			
07:56	10 OSBORNE M substitution out			
07:56	5 KOPRIVICA B substitution in			
07:35	4 BARNES S 3pt FG , jump shot missed			
07:35				defensive dead ball rebound (2)
07:12				10 ALVARADO J 3pt FG , jump shot missed
07:09	23 WALKER M defensive rebound (2)			
07:00	5 KOPRIVICA B 2pt FG in the paint, layup missed			
06:58				12 MOORE K defensive rebound (3)
06:50		<b>20-19</b>	<b>1</b>	4 USHER J 2pt FG outside the paint, floating jump shot made (10)
06:50				12 MOORE K assist (2)
06:35	5 KOPRIVICA B foul drawn (2)			4 USHER J foul personal (1 - 4)
06:25	1 GRAY R 2pt FG in the paint, layup made (2)	<b>22-19</b>	<b>3</b>	
06:25	5 KOPRIVICA B assist (2)			
05:58				3 PARHAM B 3pt FG , jump shot missed
05:54	5 KOPRIVICA B defensive rebound (3)			
05:48	4 BARNES S 2pt FG in the paint, pull up jump shot missed			
05:46				10 ALVARADO J defensive rebound (1)
05:38				1 STURDIVANT K turnover bad pass (1)
05:38				1 STURDIVANT K substitution out
05:38				12 MOORE K substitution out
05:38				0 DEVOE M substitution in



**Officials:** Ron Groover, Brian Dorsey, Tim Clougherty

Game Time	FSU	Score	Diff	GT
05:38				5 WRIGHT M substitution in
05:19	2 POLITE A foul offensive (1 - 5)			0 DEVOE M foul drawn (3)
05:19	2 POLITE A turnover offensive (1)			
05:19				10 ALVARADO J substitution out
05:19				1 STURDIVANT K substitution in
04:58		<b>22-22</b>	<b>0</b>	0 DEVOE M 3pt FG from turnover, jump shot made (4)
04:58				4 USHER J assist (2)
04:46	5 KOPRIVICA B 2pt FG in the paint, layup made (4)	<b>24-22</b>	<b>2</b>	
04:16	1 GRAY R foul shooting (2 - 6)			5 WRIGHT M foul drawn (2)
04:16	1 GRAY R substitution out			
04:16	4 BARNES S substitution out			
04:16	10 OSBORNE M substitution in			
04:16	31 WILKES W substitution in			
04:16				5 WRIGHT M free throw 1 - 2 missed
04:16				offensive dead ball rebound (3)
04:16		<b>24-23</b>	<b>1</b>	5 WRIGHT M free throw 2 - 2 made (1)
04:08	23 WALKER M foul drawn (1)			1 STURDIVANT K foul personal (2 - 5)
04:08				1 STURDIVANT K substitution out
04:08				12 MOORE K substitution in
03:54	2 POLITE A 3pt FG , jump shot made (6)	<b>27-23</b>	<b>4</b>	
03:54	31 WILKES W assist (1)			
03:32				3 PARHAM B turnover bad pass (1)
03:32				Timeout media
03:32				3 PARHAM B substitution out
03:32				10 ALVARADO J substitution in
03:06	31 WILKES W 3pt FG from turnover, jump shot made (9)	<b>30-23</b>	<b>7</b>	
03:06	23 WALKER M assist (1)			
02:38				4 USHER J 2pt FG outside the paint, pull up jump shot missed
02:34	5 KOPRIVICA B defensive rebound (4)			
02:28	5 KOPRIVICA B 2pt FG in the paint, dunk, made (6)	<b>32-23</b>	<b>9</b>	
02:28	10 OSBORNE M assist (1)			
01:55		<b>32-25</b>	<b>7</b>	0 DEVOE M 2pt FG outside the paint, step back jump shot made (6)
01:35	5 KOPRIVICA B foul drawn (3)			0 DEVOE M foul personal (2 - 6)
01:16	23 WALKER M 2pt FG in the paint, driving layup made (2)	<b>34-25</b>	<b>9</b>	
01:01		<b>34-27</b>	<b>7</b>	0 DEVOE M 2pt FG outside the paint, floating jump shot made (8)
00:42	31 WILKES W 2pt FG outside the paint, jump shot made (11)	<b>36-27</b>	<b>9</b>	
00:25		<b>36-29</b>	<b>7</b>	0 DEVOE M 2pt FG in the paint, layup made (10)
00:25				4 USHER J assist (3)
00:17	Timeout 30 Sec			
00:17				0 DEVOE M substitution out
00:17				2 GIGIBERIA S substitution in
00:08	10 OSBORNE M substitution out			
00:08	1 GRAY R substitution in			
00:00	1 GRAY R 2pt FG outside the paint, jump shot missed			
00:00	offensive dead ball rebound (1)			
<b>END OF PERIOD</b>				
<b>FSU 36-29 GT</b>				



Officials: Ron Groover, Brian Dorsey, Tim Clougherty

Georgia Tech - 29

NO.	Name	Min	FG			Rebounds			Fouls		TP	AS	TO	ST	Blocks		+/-
			M-A	M-A	M-A	OR	DR	TOT	PF	FD					BS	BA	
4	Jordan Usher	F 16:29	4-6	2-3	0-0	0	1	1	1	0	10	3	2	0	1	0	-4
5	Moses Wright	F 14:56	0-1	0-0	1-2	0	0	0	0	2	1	0	0	0	1	0	-12
0	Michael Devoe	G 14:38	4-5	1-2	1-2	0	1	1	2	3	10	0	3	0	0	0	-12
3	Bubba Parham	G 12:57	0-2	0-2	0-0	0	2	2	1	1	0	1	1	1	0	0	-1
10	Jose Alvarado	G 18:13	1-2	0-1	0-0	0	1	1	0	0	2	0	2	1	0	0	-6
1	Kyle Sturdivant	09:46	1-2	0-1	0-0	0	1	1	2	0	2	0	1	0	0	0	4
12	Khalid Moore	12:43	2-4	0-1	0-0	0	3	3	0	0	4	2	0	1	0	0	-4
2	Saba Gigiberia	00:18	0-0	0-0	0-0	0	0	0	0	0	0	0	0	0	0	0	0
Team						1	0	1			0		0				
<b>Totals</b>			12-22	3-10	2-4	1	9	10	6	6	29	6	9	3	2	0	-7

Shooting By Period		
1st FG%	12-22	54.5%
3PT%	3-10	30.0%
FT%	2-4	50%
GM FG%	12-22	54.5%
3PT%	3-10	30.0%
FT%	2-4	50.0%

Dead Ball Rebounds: 2, 1

Technical Fouls::NONE

Florida State - 36

NO.	Name	Min	FG			Rebounds			Fouls		TP	AS	TO	ST	Blocks		+/-
			M-A	M-A	M-A	OR	DR	TOT	PF	FD					BS	BA	
1	RaiQuan Gray	F 14:10	1-4	0-1	0-0	1	1	2	2	0	2	2	1	0	0	1	1
5	Balsa Koprivica	C 13:04	3-4	0-0	0-0	1	3	4	0	3	6	2	2	0	0	0	6
2	Anthony Polite	G 16:55	2-3	2-2	0-0	0	0	0	1	1	6	1	1	2	0	0	4
4	Scottie Barnes	G 12:41	1-4	0-2	0-1	0	2	2	1	1	2	0	2	1	0	0	-6
23	M.J. Walker	G 16:07	1-3	0-1	0-0	1	1	2	0	1	2	1	0	1	0	0	8
11	Nathanael Jack	04:46	1-2	1-2	0-0	0	0	0	1	0	3	0	0	0	0	0	9
10	Malik Osborne	11:03	1-1	0-0	0-0	0	1	1	1	0	2	1	1	0	0	0	6
31	Wyatt Wilkes	07:21	4-6	3-3	0-0	1	0	1	0	0	11	1	0	0	0	1	8
24	Sardar Calhoun	03:53	1-2	0-0	0-0	0	1	1	0	0	2	1	1	0	0	0	-1
Team						0	0	0			0		0				
<b>Totals</b>			15-29	6-11	0-1	4	9	13	6	6	36	9	8	4	0	2	7

Shooting By Period		
1st FG%	15-29	51.7%
3PT%	6-11	54.5%
FT%	0-1	0%
GM FG%	15-29	51.7%
3PT%	6-11	54.5%
FT%	0-1	0.0%

Dead Ball Rebounds: 1, 0

Technical Fouls::NONE

	GT	FSU
Biggest lead	3 (1st 17:39)	10 (1st 11:53)
Best Scoring Run	7(1st 6:50)	8(1st 14:31)
Lead Changes	2	
Times Tied	2	
Time with Lead	02:07	15:43

Points from	GT	FSU
Turnovers	7	11
Paint	10	16
Second Chance	0	3
Fast Breaks	0	3
Bench	6	18

Period by Period Scoring			
	1st	2nd	TOT
GT	29	32	61
FSU	36	38	74



**Period 2**

**Quarter Starters:**

<b>FSU</b>	1 Gray R	2 Polite A	4 Barnes S	5 Koprivica B	23 Walker M
<b>GT</b>	0 Devoe M	3 Parham B	4 Usher J	5 Wright M	10 Alvarado J

Game Time	FSU	Score	Diff	GT
20:00	31 WILKES W substitution out			
20:00	4 BARNES S substitution in			
20:00				2 GIGIBERIA S substitution out
20:00				12 MOORE K substitution out
20:00				0 DEVOE M substitution in
20:00				3 PARHAM B substitution in
19:42	1 GRAY R turnover lost ball (2)			4 USHER J steal (1)
19:25				4 USHER J 3pt FG from turnover, jump shot missed
19:22	1 GRAY R defensive rebound (3)			
19:07	4 BARNES S 2pt FG in the paint, turnaround jump shot made (4)	<b>38-29</b>	<b>9</b>	
18:31	2 POLITE A steal (3)			0 DEVOE M turnover lost ball (4)
18:20	5 KOPRIVICA B foul drawn (4)			5 WRIGHT M foul shooting (1 - 1)
18:20	5 KOPRIVICA B free throw 1 - 2 missed			
18:20	offensive dead ball rebound (2)			
18:20				3 PARHAM B substitution out
18:20				12 MOORE K substitution in
18:20	5 KOPRIVICA B free throw 2 - 2 missed			
18:20				4 USHER J defensive rebound (2)
18:17		<b>38-31</b>	<b>7</b>	0 DEVOE M 2pt FG fast break in the paint, floating jump shot made (12)
18:04	4 BARNES S turnover lost ball (3)			4 USHER J steal (2)
17:40				5 WRIGHT M 2pt FG from turnover in the paint, dunk, missed
17:36	2 POLITE A defensive rebound (1)			
17:15	2 POLITE A 2pt FG in the paint, layup made (8)	<b>40-31</b>	<b>9</b>	
17:15	5 KOPRIVICA B assist (3)			
16:53		<b>40-33</b>	<b>7</b>	0 DEVOE M 2pt FG in the paint, floating jump shot made (14)
16:34	4 BARNES S foul drawn (2)			4 USHER J foul shooting (2 - 2)
16:34	4 BARNES S free throw 1 - 2 made (5)	<b>41-33</b>	<b>8</b>	
16:34	1 GRAY R substitution out			
16:34	10 OSBORNE M substitution in			
16:34	4 BARNES S free throw 2 - 2 made (6)	<b>42-33</b>	<b>9</b>	
16:21				12 MOORE K 3pt FG , jump shot missed
16:17	5 KOPRIVICA B defensive rebound (5)			
16:11	23 WALKER M 3pt FG , jump shot made (5)	<b>45-33</b>	<b>12</b>	
16:11	2 POLITE A assist (2)			
16:09				Timeout 30 Sec
16:09				Timeout media
15:57	4 BARNES S foul personal (2 - 1)			0 DEVOE M foul drawn (4)
15:57				Timeout media
15:57	5 KOPRIVICA B substitution out			
15:57	15 BALLARD Q substitution in			
15:39	23 WALKER M foul shooting (1 - 2)			5 WRIGHT M foul drawn (3)
15:39		<b>45-34</b>	<b>11</b>	5 WRIGHT M free throw 1 - 2 made (2)



**Georgia Tech at Florida State**

12/15/20 Donald L. Tucker Center, Tallahassee  
2020-21 Men's Basketball

**Game Time:** 8:30 PM  
**Game Duration:** 2:04  
**Attendance:** 2,664

**Officials:** Ron Groover, Brian Dorsey, Tim Clougherty

Game Time	FSU	Score	Diff	GT
15:39		<b>45-35</b>	<b>10</b>	5 WRIGHT M free throw 2 - 2 made (3)
15:20	23 WALKER M 2pt FG outside the paint, floating jump shot missed			
15:15				12 MOORE K defensive rebound (4)
15:04	4 BARNES S steal (2)			4 USHER J turnover bad pass (3)
15:00	4 BARNES S 2pt FG fast break from turnover in the paint, layup made (8)	<b>47-35</b>	<b>12</b>	
14:45	15 BALLARD Q foul drawn (1)			5 WRIGHT M foul offensive (2 - 3)
14:45				5 WRIGHT M turnover offensive (1)
14:45				12 MOORE K substitution out
14:45				3 PARHAM B substitution in
14:45				4 USHER J substitution out
14:45				1 STURDIVANT K substitution in
14:33	15 BALLARD Q foul offensive (1 - 3)			5 WRIGHT M foul drawn (4)
14:33	15 BALLARD Q turnover offensive (1)			
14:12				10 ALVARADO J 3pt FG from turnover, jump shot missed
14:11	23 WALKER M defensive rebound (3)			
14:11	23 WALKER M foul drawn (2)			5 WRIGHT M foul personal (3 - 4)
13:42	23 WALKER M 2pt FG in the paint, step back jump shot missed			
13:36	15 BALLARD Q offensive rebound (1)			
13:36	15 BALLARD Q 2pt FG second chance in the paint, layup made (2)	<b>49-35</b>	<b>14</b>	
13:32				0 DEVOE M 3pt FG , jump shot missed
13:29	4 BARNES S defensive rebound (3)			
13:00	2 POLITE A 2pt FG outside the paint, turnaround jump shot made (10)	<b>51-35</b>	<b>16</b>	
12:34	10 OSBORNE M foul personal (2 - 4)			0 DEVOE M foul drawn (5)
12:34	2 POLITE A substitution out			
12:34	4 BARNES S substitution out			
12:34	1 GRAY R substitution in			
12:34	31 WILKES W substitution in			
12:34				3 PARHAM B substitution out
12:34				12 MOORE K substitution in
12:17		<b>51-37</b>	<b>14</b>	5 WRIGHT M 2pt FG in the paint, jump shot made (5)
12:17				10 ALVARADO J assist (1)
11:59	31 WILKES W 2pt FG outside the paint, pull up jump shot missed			
11:56				0 DEVOE M defensive rebound (2)
11:54				1 STURDIVANT K 2pt FG in the paint, layup missed
11:52				0 DEVOE M offensive rebound (3)
11:52				0 DEVOE M 2pt FG second chance in the paint, layup blocked
11:52	31 WILKES W block (1)			
11:52				offensive rebound (15)
11:51	Timeout media			
11:51	15 BALLARD Q substitution out			
11:51	24 CALHOUN S substitution in			
11:50		<b>51-40</b>	<b>11</b>	10 ALVARADO J 3pt FG second chance, jump shot made (5)
11:50				1 STURDIVANT K assist (1)
11:28	10 OSBORNE M 2pt FG outside the paint, step back jump shot missed			
11:26				defensive rebound (16)





**Georgia Tech at Florida State**

12/15/20 Donald L. Tucker Center, Tallahassee  
2020-21 Men's Basketball

**Game Time:** 8:30 PM

**Game Duration:** 2:04

**Attendance:** 2,664

**Officials:** Ron Groover, Brian Dorsey, Tim Clougherty

Game Time	FSU	Score	Diff	GT
11:12		<b>51-42</b>	<b>9</b>	10 ALVARADO J 2pt FG in the paint, layup made (7)
11:12				1 STURDIVANT K assist (2)
10:57	10 OSBORNE M 2pt FG in the paint, layup missed			
10:54				0 DEVOE M defensive rebound (4)
10:48		<b>51-45</b>	<b>6</b>	0 DEVOE M 3pt FG , jump shot made (17)
10:48				12 MOORE K assist (3)
10:32	23 WALKER M 3pt FG , jump shot missed			
10:29				12 MOORE K defensive rebound (5)
10:13		<b>51-47</b>	<b>4</b>	1 STURDIVANT K 2pt FG in the paint, layup made (4)
10:13	10 OSBORNE M foul shooting (3 - 5)			1 STURDIVANT K foul drawn (1)
10:13	10 OSBORNE M substitution out			
10:13	5 KOPRIVICA B substitution in			
10:13		<b>51-48</b>	<b>3</b>	1 STURDIVANT K free throw 1 - 1 made (5)
10:02	23 WALKER M turnover lost ball (1)			10 ALVARADO J steal (2)
09:58	31 WILKES W foul shooting (1 - 6)			5 WRIGHT M foul drawn (5)
09:58	Timeout 30 Sec			
09:58	24 CALHOUN S substitution out			
09:58	31 WILKES W substitution out			
09:58	2 POLITE A substitution in			
09:58	4 BARNES S substitution in			
09:58		<b>51-49</b>	<b>2</b>	5 WRIGHT M free throw 1 - 2 made (6)
09:58		<b>51-50</b>	<b>1</b>	5 WRIGHT M free throw 2 - 2 made (7)
09:37	23 WALKER M foul drawn (3)			10 ALVARADO J foul personal (1 - 5)
09:15	4 BARNES S 2pt FG in the paint, dunk, made (10)	<b>53-50</b>	<b>3</b>	
08:55				1 STURDIVANT K 2pt FG in the paint, layup missed
08:55				5 WRIGHT M offensive rebound (1)
08:52		<b>53-52</b>	<b>1</b>	5 WRIGHT M 2pt FG second chance in the paint, dunk, made (9)
08:33	4 BARNES S 2pt FG outside the paint, jump shot made (12)	<b>55-52</b>	<b>3</b>	
08:10				0 DEVOE M 3pt FG , jump shot missed
08:08	23 WALKER M defensive rebound (4)			
07:52	5 KOPRIVICA B foul drawn (5)			5 WRIGHT M foul shooting (4 - 6)
07:52				Timeout media
07:52	23 WALKER M substitution out			
07:52	31 WILKES W substitution in			
07:52	5 KOPRIVICA B free throw 1 - 2 made (7)	<b>56-52</b>	<b>4</b>	
07:52	5 KOPRIVICA B free throw 2 - 2 made (8)	<b>57-52</b>	<b>5</b>	
07:24	1 GRAY R foul shooting (3 - 7)			5 WRIGHT M foul drawn (6)
07:24				5 WRIGHT M free throw 1 - 2 missed
07:24				offensive dead ball rebound (4)
07:24		<b>57-53</b>	<b>4</b>	5 WRIGHT M free throw 2 - 2 made (10)
07:11	4 BARNES S foul drawn (3)			10 ALVARADO J foul shooting (2 - 7)
07:11	4 BARNES S free throw 1 - 2 made (13)	<b>58-53</b>	<b>5</b>	
07:11	4 BARNES S free throw 2 - 2 made (14)	<b>59-53</b>	<b>6</b>	
06:48				0 DEVOE M 2pt FG outside the paint, jump shot missed
06:45	1 GRAY R defensive rebound (4)			
06:32	4 BARNES S foul drawn (4)			10 ALVARADO J foul personal (3 - 8)
06:32	31 WILKES W substitution out			
06:32	23 WALKER M substitution in			



Official Basketball Play by Play - Second Half  
**Georgia Tech at Florida State**  
 12/15/20 Donald L. Tucker Center, Tallahassee  
 2020-21 Men's Basketball

**Game Time:** 8:30 PM  
**Game Duration:** 2:04  
**Attendance:** 2,664

**Officials:** Ron Groover, Brian Dorsey, Tim Clougherty

Game Time	FSU	Score	Diff	GT
06:32	4 BARNES S 1&1 free throw 1 missed			
06:31				12 MOORE K defensive rebound (6)
06:04				0 DEVOE M 3pt FG , jump shot missed
06:01	5 KOPRIVICA B defensive rebound (6)			
05:41	23 WALKER M 3pt FG , jump shot made (8)	<b>62-53</b>	<b>9</b>	
05:41	4 BARNES S assist (1)			
05:02				12 MOORE K 3pt FG , jump shot missed
05:00				5 WRIGHT M offensive rebound (2)
04:51				5 WRIGHT M 3pt FG second chance, jump shot missed
04:48	4 BARNES S defensive rebound (4)			
04:20	2 POLITE A 3pt FG , jump shot missed			
04:18				defensive dead ball rebound (5)
04:18	4 BARNES S foul personal (3 - 8)			0 DEVOE M foul drawn (6)
04:18				1 STURDIVANT K substitution out
04:18				4 USHER J substitution in
04:18		<b>62-54</b>	<b>8</b>	0 DEVOE M 1&1 free throw 1 made (18)
04:18		<b>62-55</b>	<b>7</b>	0 DEVOE M 1&1 free throw 2 made (19)
04:18				Timeout 30 Sec
04:18	Timeout media			
04:03	23 WALKER M turnover lost ball (2)			4 USHER J steal (3)
03:57				12 MOORE K 2pt FG from turnover in the paint, layup missed
03:54				4 USHER J offensive rebound (3)
03:54				4 USHER J 2pt FG from turnover second chance in the paint, layup missed
03:52	5 KOPRIVICA B defensive rebound (7)			
03:37	2 POLITE A 3pt FG , jump shot missed			
03:33	1 GRAY R offensive rebound (5)			
03:33	1 GRAY R 2pt FG second chance in the paint, layup missed			
03:29	5 KOPRIVICA B offensive rebound (8)			
03:29	5 KOPRIVICA B 2pt FG second chance in the paint, layup made (10)	<b>64-55</b>	<b>9</b>	
02:58		<b>64-57</b>	<b>7</b>	5 WRIGHT M 2pt FG in the paint, layup made (12)
02:58				12 MOORE K assist (4)
02:40	4 BARNES S 2pt FG in the paint, hook shot made (16)	<b>66-57</b>	<b>9</b>	
02:23	1 GRAY R foul shooting (4 - 9)			0 DEVOE M foul drawn (7)
02:23		<b>66-58</b>	<b>8</b>	0 DEVOE M free throw 1 - 2 made (20)
02:23				12 MOORE K substitution out
02:23				1 STURDIVANT K substitution in
02:23		<b>66-59</b>	<b>7</b>	0 DEVOE M free throw 2 - 2 made (21)
02:08	23 WALKER M 2pt FG in the paint, driving layup made (10)	<b>68-59</b>	<b>9</b>	
02:08	2 POLITE A assist (3)			
01:37				0 DEVOE M 2pt FG outside the paint, floating jump shot missed
01:36	1 GRAY R defensive rebound (6)			
01:36	1 GRAY R foul drawn (1)			5 WRIGHT M foul personal (5 - 9)
01:36				5 WRIGHT M substitution out
01:36				2 GIGIBERIA S substitution in
01:36	5 KOPRIVICA B substitution out			
01:36	10 OSBORNE M substitution in			
01:36	1 GRAY R 1&1 free throw 1 made (3)	<b>69-59</b>	<b>10</b>	
01:36	1 GRAY R 1&1 free throw 2 made (4)	<b>70-59</b>	<b>11</b>	



**Georgia Tech at Florida State**

12/15/20 Donald L. Tucker Center, Tallahassee  
2020-21 Men's Basketball

**Game Time:** 8:30 PM

**Game Duration:** 2:04

**Attendance:** 2,664

**Officials:** Ron Groover, Brian Dorsey, Tim Clougherty

Game Time	FSU	Score	Diff	GT
01:13				10 ALVARADO J 2pt FG outside the paint, pull up jump shot missed
01:10	4 BARNES S defensive rebound (5)			
00:39	4 BARNES S 3pt FG , jump shot missed			
00:36				4 USHER J defensive rebound (4)
00:33		<b>70-61</b>	<b>9</b>	4 USHER J 2pt FG fast break in the paint, dunk, made (12)
00:33				Timeout 60 Sec
00:26	23 WALKER M foul drawn (4)			2 GIGIBERIA S foul personal (1 - 10)
00:26	23 WALKER M free throw 1 - 2 made (11)	<b>71-61</b>	<b>10</b>	
00:26	23 WALKER M free throw 2 - 2 made (12)	<b>72-61</b>	<b>11</b>	
00:18				10 ALVARADO J 2pt FG outside the paint, pull up jump shot missed
00:17	defensive dead ball rebound (3)			
00:17	23 WALKER M foul drawn (5)			4 USHER J foul personal (3 - 11)
00:17	23 WALKER M free throw 1 - 2 made (13)	<b>73-61</b>	<b>12</b>	
00:17	23 WALKER M free throw 2 - 2 made (14)	<b>74-61</b>	<b>13</b>	
00:09				0 DEVOE M 2pt FG in the paint, jump shot missed
00:06	4 BARNES S defensive rebound (6)			
<b>END OF GAME</b>				
<b>FSU 74-61 GT</b>				



Officials: Ron Groover, Brian Dorsey, Tim Clougherty

Georgia Tech - 32

NO.	Name	Min	FG			Rebounds			Fouls		TP	AS	TO	ST	Blocks		+/-
			M-A	M-A	M-A	OR	DR	TOT	PF	FD					BS	BA	
4	Jordan Usher	F 09:33	1-3	0-1	0-0	1	2	3	2	0	2	0	1	3	0	0	-9
5	Moses Wright	F 18:24	3-5	0-1	5-6	2	0	2	5	4	11	0	1	0	0	0	-2
0	Michael Devoe	G 20:00	3-10	1-4	4-4	1	2	3	0	4	11	0	1	0	0	1	-6
3	Bubba Parham	G 03:51	0-0	0-0	0-0	0	0	0	0	0	0	0	0	0	0	0	-6
10	Jose Alvarado	G 20:00	2-5	1-2	0-0	0	0	0	3	0	5	1	0	1	0	0	-6
12	Khalid Moore	13:46	0-3	0-2	0-0	0	3	3	0	0	0	2	0	0	0	0	5
1	Kyle Sturdivant	12:50	1-3	0-0	1-1	0	0	0	0	1	3	2	0	0	0	0	-2
2	Saba Gigiberia	01:36	0-0	0-0	0-0	0	0	0	1	0	0	0	0	0	0	0	-4
Team						1	1	2			0	0					
<b>Totals</b>			10-29	2-10	10-11	5	8	13	11	9	32	5	3	4	0	1	-6

Shooting By Period		
2 <sup>nd</sup> FG%	10-29	34.5%
3PT%	2-10	20.0%
FT%	10-11	90.9%
GM FG%	10-29	34.5%
3PT%	2-10	20.0%
FT%	10-11	90.9%

Dead Ball Rebounds: 1, 1

Technical Fouls::NONE

Florida State - 38

NO.	Name	Min	FG			Rebounds			Fouls		TP	AS	TO	ST	Blocks		+/-
			M-A	M-A	M-A	OR	DR	TOT	PF	FD					BS	BA	
1	RaiQuan Gray	F 16:00	0-1	0-0	2-2	1	3	4	2	1	2	0	1	0	0	0	-2
5	Balsa Koprivica	C 12:40	1-1	0-0	2-4	1	3	4	0	2	4	1	0	0	0	0	10
2	Anthony Polite	G 17:24	2-4	0-2	0-0	0	1	1	0	0	4	2	0	1	0	0	19
4	Scottie Barnes	G 17:24	5-6	0-1	4-5	0	4	4	2	3	14	1	1	1	0	0	19
23	M.J. Walker	G 18:40	3-6	2-3	4-4	0	2	2	1	4	12	0	2	0	0	0	3
10	Malik Osborne	07:57	0-2	0-0	0-0	0	0	0	2	0	0	0	0	0	0	0	0
15	Quincy Ballard	04:06	1-1	0-0	0-0	1	0	1	1	1	2	0	1	0	0	0	2
31	Wyatt Wilkes	03:56	0-1	0-0	0-0	0	0	0	1	0	0	0	0	0	1	0	-10
24	Sardaar Calhoun	01:53	0-0	0-0	0-0	0	0	0	0	0	0	0	0	0	0	0	-11
Team						0	0	0			0	0					
<b>Totals</b>			12-22	2-6	12-15	3	13	16	9	11	38	4	5	2	1	0	6

Shooting By Period		
2 <sup>nd</sup> FG%	12-22	54.5%
3PT%	2-6	33.3%
FT%	12-15	80%
GM FG%	12-22	54.5%
3PT%	2-6	33.3%
FT%	12-15	80.0%

Dead Ball Rebounds: 1, 1

Technical Fouls::NONE

	GT	FSU
Biggest lead	0 (1 <sup>st</sup> 20:00)	16 (2 <sup>nd</sup> 13:00)
Best Scoring Run	15 (2 <sup>nd</sup> 9:58)	6 (2 <sup>nd</sup> 13:00)
Lead Changes	0	
Times Tied	0	
Time with Lead	00:00	19:25

Points from	GT	FSU
Turnovers	2	2
Paint	16	16
Second Chance	5	4
Fast Breaks	4	2
Bench	3	2

	Period by Period Scoring		
	1st	2nd	TOT
GT	29	32	61
FSU	36	38	74



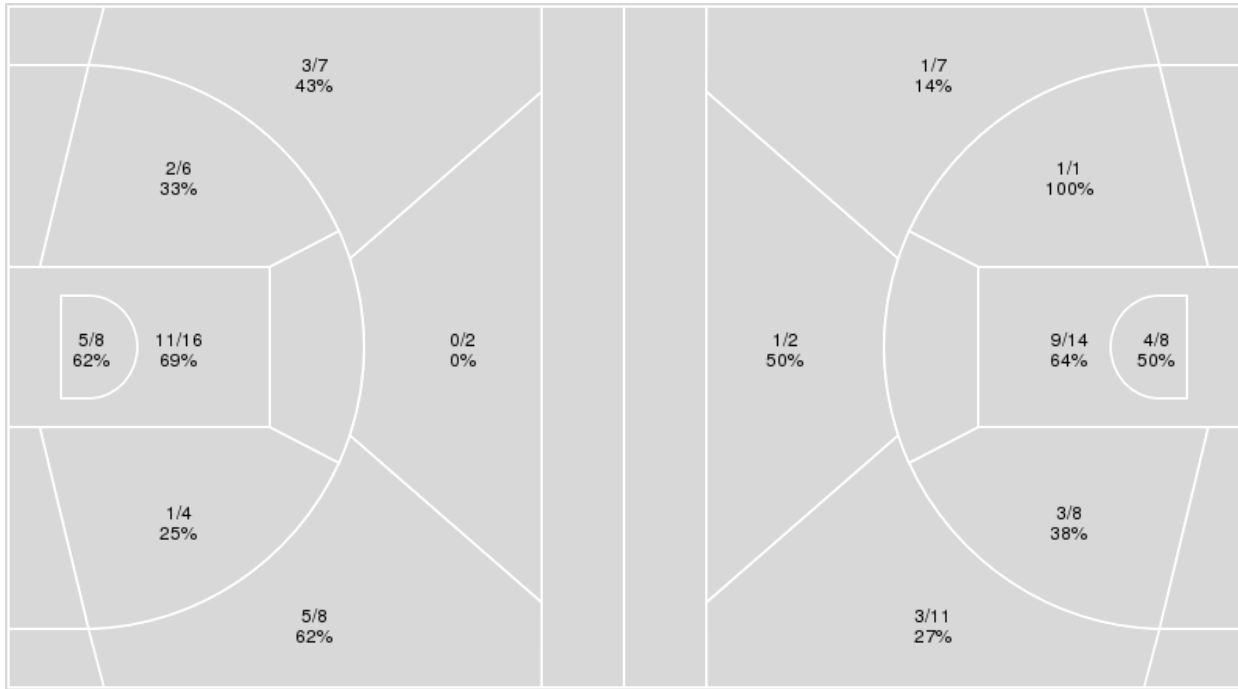
**Officials:** Ron Groover, Brian Dorsey, Tim Clougherty

{ Players => All; } FG Types => All; Results => All;

{ Players => 0, 1, 2, 3, 4, 5, 10, 11, 12, 13, 14, 23, 24, 34, 35, 45, 55; }  
 FG Types => All; Results => All;

**Florida State**

**Georgia Tech**



Florida State	M/A	%
Field Goals	27/51	53
2 Points	19/34	56
3 Points	8/17	47
Free Throws	12/16	75

Georgia Tech	M/A	%
Field Goals	22/51	43
2 Points	17/31	55
3 Points	5/20	25
Free Throws	12/15	80



**Georgia Tech at Florida State**

12/15/20 Donald L. Tucker Center, Tallahassee  
2020-21 Men's Basketball

Game Time: 8:30 PM  
Game Duration: 2:04  
Attendance: 2,664

Officials: Ron Groover, Brian Dorsey, Tim Clougherty

**Georgia Tech**

No	Name	Mins		Score		Points Diff		Points per Min		Assists		Rebounds		Steals		Turnovers	
		On	Off	On	Off	On	Off	On	Off	On	Off	On	Off	On	Off	On	Off
0	Michael Devoe	34:38	05:22	52 - 70	9 - 4	-18	5	1.50	1.68	8	3	18	5	6	1	11	1
1	Kyle Sturdivant	22:36	17:24	39 - 37	22 - 37	2	-15	1.73	1.26	8	3	17	6	3	4	3	9
2	Saba Gigiberia	01:54	38:06	2 - 6	59 - 68	-4	-9	1.05	1.55	0	11	1	22	0	7	0	12
3	Bubba Parham	16:48	23:12	18 - 25	43 - 49	-7	-6	1.07	1.85	5	6	8	15	3	4	8	4
4	Jordan Usher	26:02	13:58	38 - 51	23 - 23	-13	0	1.46	1.65	7	4	12	11	5	2	10	2
5	Moses Wright	33:20	06:40	50 - 64	11 - 10	-14	1	1.50	1.65	8	3	17	6	6	1	11	1
10	Jose Alvarado	38:13	01:47	57 - 69	4 - 5	-12	-1	1.49	2.24	10	1	23	0	7	0	11	1
12	Khalid Moore	26:29	13:31	49 - 48	12 - 26	1	-14	1.85	0.89	9	2	19	4	5	2	6	6

**Florida State**

No	Name	Mins		Score		Points Diff		Points per Min		Assists		Rebounds		Steals		Turnovers	
		On	Off	On	Off	On	Off	On	Off	On	Off	On	Off	On	Off	On	Off
1	RaiQuan Gray	30:10	09:50	47 - 48	27 - 13	-1	14	1.56	2.75	8	5	22	7	5	1	12	1
2	Anthony Polite	34:19	05:41	66 - 43	8 - 18	23	-10	1.92	1.41	11	2	26	3	6	0	11	2
4	Scottie Barnes	30:05	09:55	53 - 40	21 - 21	13	0	1.76	2.12	7	6	26	3	5	1	11	2
5	Balsa Koprivica	25:44	14:16	49 - 33	25 - 28	16	-3	1.90	1.75	10	3	19	10	4	2	10	3
10	Malik Osborne	19:00	21:00	41 - 35	33 - 26	6	7	2.16	1.57	7	6	12	17	2	4	3	10
11	Nathanael Jack	04:46	35:14	14 - 5	60 - 56	9	4	2.94	1.70	4	9	4	25	1	5	1	12
15	Quincy Ballard	04:06	35:54	6 - 4	68 - 57	2	11	1.46	1.89	0	13	3	26	1	5	1	12
23	M.J. Walker	34:47	05:13	63 - 52	11 - 9	11	2	1.81	2.11	12	1	25	4	6	0	12	1
24	Sardaar Calhoun	05:46	34:14	7 - 19	67 - 42	-12	25	1.21	1.96	1	12	3	26	0	6	2	11
31	Wyatt Wilkes	11:17	28:43	24 - 26	50 - 35	-2	15	2.13	1.74	5	8	5	24	0	6	2	11

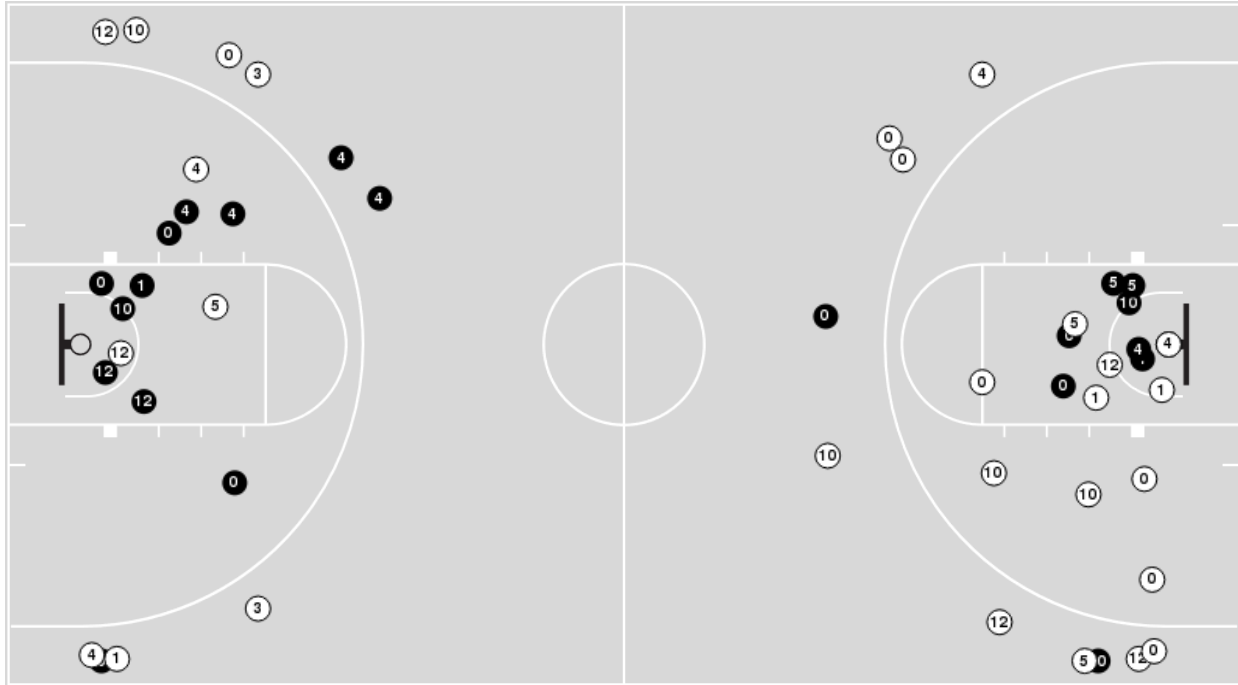


**Officials:** Ron Groover, Brian Dorsey, Tim Clougherty

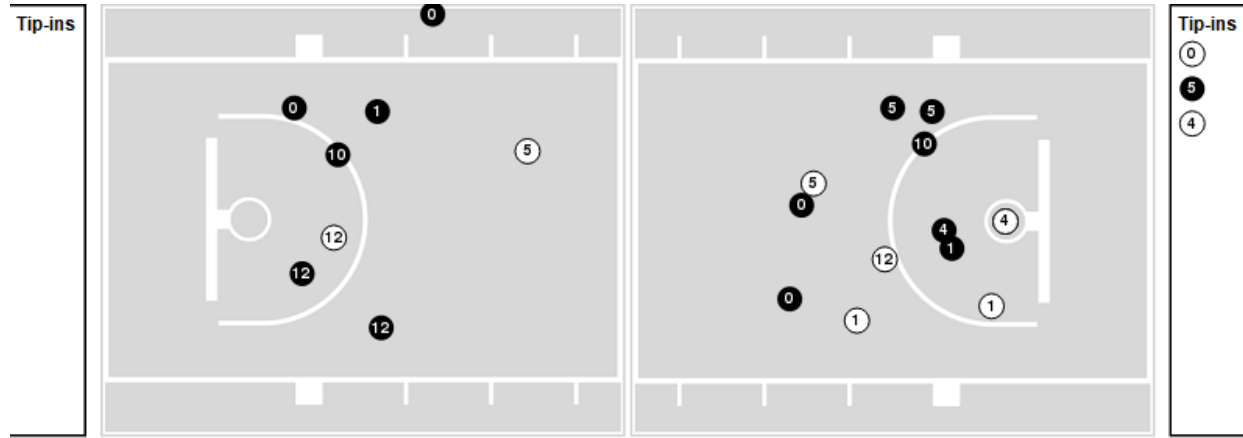
Players => 0, 1, 2, 3, 4, 5, 10, 11, 12, 13, 14, 23, 24, 34, 35, 45, 55 FG Types=>All Results=>All

**Georgia Tech**

**All Field Goals**



**Blow Up Chart**



● Made    ○ Missed    N - Player Number

Georgia Tech	M/A	%
Field Goals	22/51	43
2 Points	17/31	55
3 Points	5/20	25
Free Throws	12/15	80

Georgia Tech	M/A	%
Points in the Paint	26 (13 / 22)	59
Fast Break Points	4 (2/2)	100
Second Chance Points	5 (2/5)	40
Effective FG%	48	

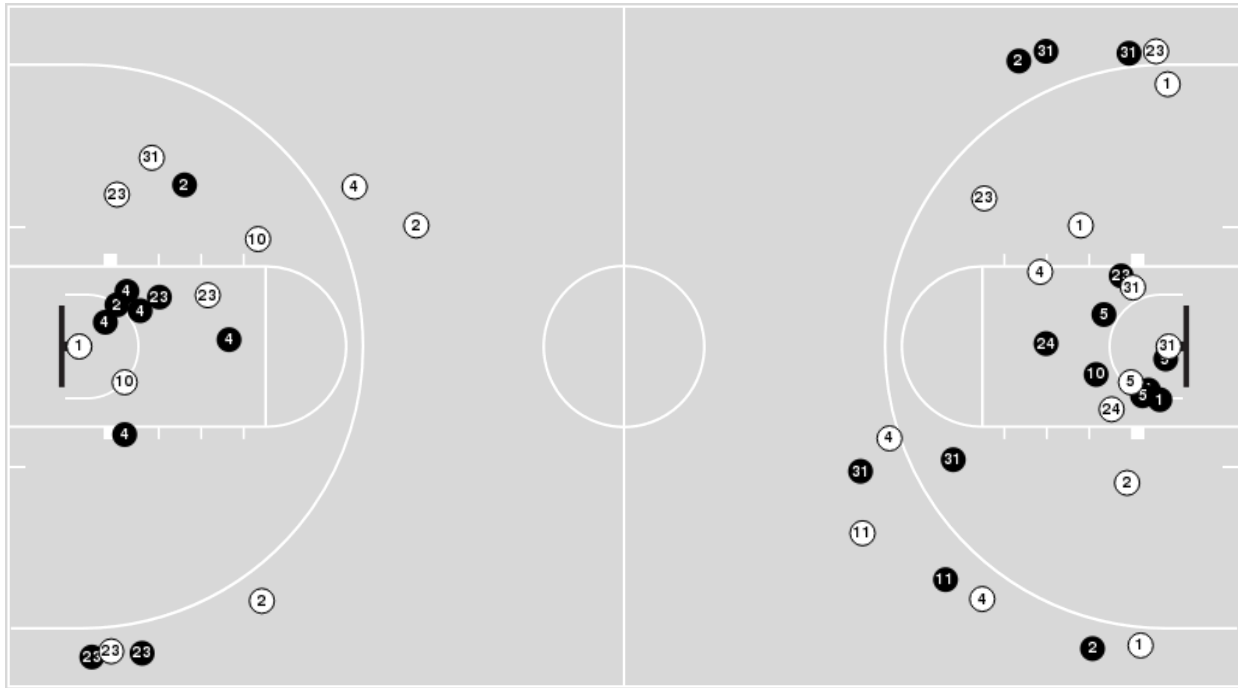


**Officials:** Ron Groover, Brian Dorsey, Tim Clougherty

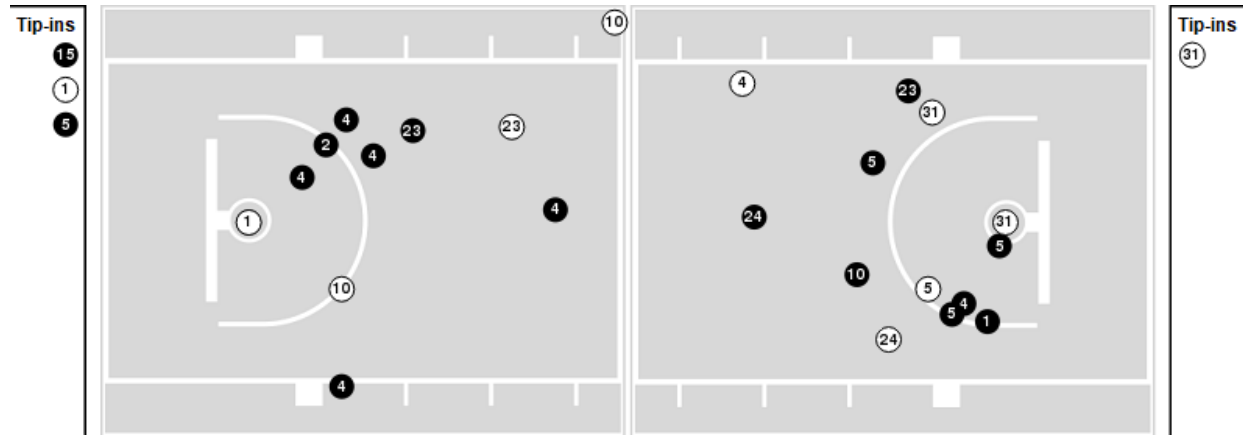
Players => AllFG Types=>AllResults=>All

**Florida State**

**All Field Goals**



**Blow Up Chart**



● Made ○ Missed N - Player Number

Florida State	M/A	%
Field Goals	27/51	53
2 Points	19/34	56
3 Points	8/17	47
Free Throws	12/16	75

Florida State	M/A	%
Points in the Paint	32 (16 / 24)	67
Fast Break Points	5 (2/2)	100
Second Chance Points	7 (3/6)	50
Effective FG%	61	





Official Basketball Rotations Summary - Final  
**Georgia Tech at Florida State**  
 12/15/20 Donald L. Tucker Center, Tallahassee  
 2020-21 Men's Basketball

**Game Time:** 8:30 PM  
**Game Duration:** 2:04  
**Attendance:** 2,664

**Officials:** Ron Groover, Brian Dorsey, Tim Clougherty

**Georgia Tech**

Lineup	Quarter On	Time On	Quarter Off	Time Off	Time on Court	Score	Score Diff	Reb	Stl	Tov	Ass	PPP
0- Devoe M/ 3- Parham B/ 4- Usher J/ 5- Wright M/ 10- Alvarado J/	1	20:00	1	14:13	05:47	5-10	-5	3	1	5	1	0.5000
0- Devoe M/ 1- Sturdivant K/ 5- Wright M/ 10- Alvarado J/ 12- Moore K/	1	14:13	1	10:42	03:31	5-8	-3	2	1	2	0	0.8503
1- Sturdivant K/ 3- Parham B/ 4- Usher J/ 10- Alvarado J/ 12- Moore K/	1	10:42	1	05:38	05:04	9-4	5	5	1	1	3	1.0000
0- Devoe M/ 3- Parham B/ 4- Usher J/ 5- Wright M/ 10- Alvarado J/	1	05:38	1	05:19	00:19	0-0	0	0	0	0	0	0.0000
0- Devoe M/ 1- Sturdivant K/ 3- Parham B/ 4- Usher J/ 5- Wright M/	1	05:19	1	04:08	01:11	4-2	2	0	0	0	1	2.1277
0- Devoe M/ 3- Parham B/ 4- Usher J/ 5- Wright M/ 12- Moore K/	1	04:08	1	03:32	00:36	0-3	-3	0	0	1	0	0.0000
0- Devoe M/ 4- Usher J/ 5- Wright M/ 10- Alvarado J/ 12- Moore K/	1	03:32	1	00:17	03:14	6-9	-3	0	0	0	1	1.5000
2- Gigiberia S/ 4- Usher J/ 5- Wright M/ 10- Alvarado J/ 12- Moore K/	1	00:17	2	20:00	00:18	0-0	0	0	0	0	0	0.0000
0- Devoe M/ 3- Parham B/ 4- Usher J/ 5- Wright M/ 10- Alvarado J/	2	20:00	2	18:20	01:40	0-2	-2	0	1	1	0	0.0000
0- Devoe M/ 4- Usher J/ 5- Wright M/ 10- Alvarado J/ 12- Moore K/	2	18:20	2	14:45	03:35	6-9	-3	2	1	2	0	0.8721
0- Devoe M/ 3- Parham B/ 4- Usher J/ 5- Wright M/ 10- Alvarado J/	2	14:45	2	14:45	00:00	0-0	0	0	0	0	0	0.0000
0- Devoe M/ 1- Sturdivant K/ 3- Parham B/ 5- Wright M/ 10- Alvarado J/	2	14:45	2	12:34	02:11	0-4	-4	0	0	0	0	0.0000
0- Devoe M/ 1- Sturdivant K/ 5- Wright M/ 10- Alvarado J/ 12- Moore K/	2	12:34	2	04:18	08:16	18-11	7	9	1	0	4	1.4754
0- Devoe M/ 4- Usher J/ 5- Wright M/ 10- Alvarado J/ 12- Moore K/	2	04:18	2	02:23	01:55	5-4	1	1	1	0	1	1.5060
0- Devoe M/ 1- Sturdivant K/ 4- Usher J/ 5- Wright M/ 10- Alvarado J/	2	02:23	2	01:36	00:47	1-2	-1	0	0	0	0	0.6944
0- Devoe M/ 1- Sturdivant K/ 2- Gigiberia S/ 4- Usher J/ 10- Alvarado J/	2	01:36	2	00:00	01:36	2-6	-4	1	0	0	0	0.5000



Official Basketball Rotations Summary - Final  
**Georgia Tech at Florida State**  
 12/15/20 Donald L. Tucker Center, Tallahassee  
 2020-21 Men's Basketball

**Game Time:** 8:30 PM  
**Game Duration:** 2:04  
**Attendance:** 2,664

**Officials:** Ron Groover, Brian Dorsey, Tim Clougherty

**Florida State**

Lineup	Quarter On	Time On	Quarter Off	Time Off	Time on Court	Score	Score Diff	Reb	Stl	Tov	Ass	PPP
1- Gray R/ 2- Polite A/ 4- Barnes S/ 5- Koprivica B/ 23- Walker M/	1	20:00	1	15:54	04:06	4-5	-1	4	3	5	1	0.4739
1- Gray R/ 2- Polite A/ 5- Koprivica B/ 11- Jack N/ 23- Walker M/	1	15:54	1	14:52	01:02	3-0	3	1	0	0	1	3.0000
1- Gray R/ 2- Polite A/ 10- Osborne M/ 11- Jack N/ 23- Walker M/	1	14:52	1	14:13	00:39	3-0	3	0	1	0	1	1.5000
1- Gray R/ 10- Osborne M/ 11- Jack N/ 23- Walker M/ 31- Wilkes W/	1	14:13	1	12:51	01:22	3-1	2	1	0	1	1	1.5000
4- Barnes S/ 10- Osborne M/ 11- Jack N/ 24- Calhoun S/ 31- Wilkes W/	1	12:51	1	11:08	01:43	5-4	1	2	0	0	1	1.6667
1- Gray R/ 4- Barnes S/ 10- Osborne M/ 11- Jack N/ 24- Calhoun S/	1	11:08	1	11:08	00:00	0-0	0	0	0	0	0	0.0000
1- Gray R/ 2- Polite A/ 4- Barnes S/ 10- Osborne M/ 24- Calhoun S/	1	11:08	1	08:58	02:10	2-4	-2	1	0	1	0	0.6667
1- Gray R/ 2- Polite A/ 4- Barnes S/ 10- Osborne M/ 23- Walker M/	1	08:58	1	07:56	01:02	0-3	-3	1	0	0	0	0.0000
1- Gray R/ 2- Polite A/ 4- Barnes S/ 5- Koprivica B/ 23- Walker M/	1	07:56	1	04:16	03:40	4-5	-1	2	0	1	1	0.6667
2- Polite A/ 5- Koprivica B/ 10- Osborne M/ 23- Walker M/ 31- Wilkes W/	1	04:16	1	00:08	04:07	12-7	5	1	0	0	3	2.4000
1- Gray R/ 2- Polite A/ 5- Koprivica B/ 23- Walker M/ 31- Wilkes W/	1	00:08	2	20:00	00:09	0-0	0	0	0	0	0	0.0000
1- Gray R/ 2- Polite A/ 4- Barnes S/ 5- Koprivica B/ 23- Walker M/	2	20:00	2	16:34	03:26	5-4	1	2	1	2	1	0.9398
2- Polite A/ 4- Barnes S/ 5- Koprivica B/ 10- Osborne M/ 23- Walker M/	2	16:34	2	15:57	00:37	4-0	4	1	0	0	1	2.7778
2- Polite A/ 4- Barnes S/ 10- Osborne M/ 15- Ballard Q/ 23- Walker M/	2	15:57	2	12:34	03:23	6-2	4	3	1	1	0	1.2000
1- Gray R/ 10- Osborne M/ 15- Ballard Q/ 23- Walker M/ 31- Wilkes W/	2	12:34	2	11:51	00:43	0-2	-2	0	0	0	0	0.0000
1- Gray R/ 10- Osborne M/ 23- Walker M/ 24- Calhoun S/ 31- Wilkes W/	2	11:51	2	10:13	01:38	0-10	-10	0	0	0	0	0.0000
1- Gray R/ 5- Koprivica B/ 23- Walker M/ 24- Calhoun S/ 31- Wilkes W/	2	10:13	2	09:58	00:15	0-1	-1	0	0	1	0	0.0000
1- Gray R/ 2- Polite A/ 4- Barnes S/ 5- Koprivica B/ 23- Walker M/	2	09:58	2	07:52	02:06	4-4	0	1	0	0	0	2.0000
1- Gray R/ 2- Polite A/ 4- Barnes S/ 5- Koprivica B/ 31- Wilkes W/	2	07:52	2	06:32	01:20	4-1	3	1	0	0	0	2.2727
1- Gray R/ 2- Polite A/ 4- Barnes S/ 5- Koprivica B/ 23- Walker M/	2	06:32	2	01:36	04:56	9-6	3	6	0	1	2	1.3975
1- Gray R/ 2- Polite A/ 4- Barnes S/ 10- Osborne M/ 23- Walker M/	2	01:36	2	00:00	01:36	6-2	4	2	0	0	0	1.6484



**Officials:** Ron Groover, Brian Dorsey, Tim Clougherty

**Georgia Tech**

Lineup	Time	Score	Score Diff	Pts/Min	Reb	Stl	Tov	Ass	PPP
0- Devoe M/ 1- Sturdivant K/ 5- Wright M/ 10- Alvarado J/ 12- Moore K/	11:47	23-19	4	1.9519	11	2	2	4	1.2721
0- Devoe M/ 4- Usher J/ 5- Wright M/ 10- Alvarado J/ 12- Moore K/	08:44	17-22	-5	1.9466	3	2	2	2	1.1972
0- Devoe M/ 3- Parham B/ 4- Usher J/ 5- Wright M/ 10- Alvarado J/	07:46	5-12	-7	0.6438	3	2	6	1	0.4167
1- Sturdivant K/ 3- Parham B/ 4- Usher J/ 10- Alvarado J/ 12- Moore K/	05:04	9-4	5	1.7763	5	1	1	3	1.0000
0- Devoe M/ 1- Sturdivant K/ 3- Parham B/ 5- Wright M/ 10- Alvarado J/	02:11	0-4	-4	0.0000	0	0	0	0	0.0000
0- Devoe M/ 1- Sturdivant K/ 2- Gigiberia S/ 4- Usher J/ 10- Alvarado J/	01:36	2-6	-4	1.2500	1	0	0	0	0.5000
0- Devoe M/ 1- Sturdivant K/ 3- Parham B/ 4- Usher J/ 5- Wright M/	01:11	4-2	2	3.3803	0	0	0	1	2.1277
0- Devoe M/ 1- Sturdivant K/ 4- Usher J/ 5- Wright M/ 10- Alvarado J/	00:47	1-2	-1	1.2766	0	0	0	0	0.6944
0- Devoe M/ 3- Parham B/ 4- Usher J/ 5- Wright M/ 12- Moore K/	00:36	0-3	-3	0.0000	0	0	1	0	0.0000
2- Gigiberia S/ 4- Usher J/ 5- Wright M/ 10- Alvarado J/ 12- Moore K/	00:18	0-0	0	0.0000	0	0	0	0	0.0000



**Officials:** Ron Groover, Brian Dorsey, Tim Clougherty

**Florida State**

Lineup	Time	Score	Score Diff	Pts/Min	Reb	Stl	Tov	Ass	PPP
1- Gray R/ 2- Polite A/ 4- Barnes S/ 5- Koprivica B/ 23- Walker M/	18:14	26-24	2	1.4260	15	4	9	5	0.9220
2- Polite A/ 5- Koprivica B/ 10- Osborne M/ 23- Walker M/ 31- Wilkes W/	04:07	12-7	5	2.9150	1	0	0	3	2.4000
2- Polite A/ 4- Barnes S/ 10- Osborne M/ 15- Ballard Q/ 23- Walker M/	03:23	6-2	4	1.7734	3	1	1	0	1.2000
1- Gray R/ 2- Polite A/ 4- Barnes S/ 10- Osborne M/ 23- Walker M/	02:38	6-5	1	2.2785	3	0	0	0	1.0638
1- Gray R/ 2- Polite A/ 4- Barnes S/ 10- Osborne M/ 24- Calhoun S/	02:10	2-4	-2	0.9231	1	0	1	0	0.6667
4- Barnes S/ 10- Osborne M/ 11- Jack N/ 24- Calhoun S/ 31- Wilkes W/	01:43	5-4	1	2.9126	2	0	0	1	1.6667
1- Gray R/ 10- Osborne M/ 23- Walker M/ 24- Calhoun S/ 31- Wilkes W/	01:38	0-10	-10	0.0000	0	0	0	0	0.0000
1- Gray R/ 10- Osborne M/ 11- Jack N/ 23- Walker M/ 31- Wilkes W/	01:22	3-1	2	2.1951	1	0	1	1	1.5000
1- Gray R/ 2- Polite A/ 4- Barnes S/ 5- Koprivica B/ 31- Wilkes W/	01:20	4-1	3	3.0000	1	0	0	0	2.2727
1- Gray R/ 2- Polite A/ 5- Koprivica B/ 11- Jack N/ 23- Walker M/	01:02	3-0	3	2.9032	1	0	0	1	3.0000
1- Gray R/ 10- Osborne M/ 15- Ballard Q/ 23- Walker M/ 31- Wilkes W/	00:43	0-2	-2	0.0000	0	0	0	0	0.0000
1- Gray R/ 2- Polite A/ 10- Osborne M/ 11- Jack N/ 23- Walker M/	00:39	3-0	3	4.6154	0	1	0	1	1.5000
2- Polite A/ 4- Barnes S/ 5- Koprivica B/ 10- Osborne M/ 23- Walker M/	00:37	4-0	4	6.4865	1	0	0	1	2.7778
1- Gray R/ 5- Koprivica B/ 23- Walker M/ 24- Calhoun S/ 31- Wilkes W/	00:15	0-1	-1	0.0000	0	0	1	0	0.0000
1- Gray R/ 2- Polite A/ 5- Koprivica B/ 23- Walker M/ 31- Wilkes W/	00:09	0-0	0	0.0000	0	0	0	0	0.0000
1- Gray R/ 4- Barnes S/ 10- Osborne M/ 11- Jack N/ 24- Calhoun S/	00:00	0-0	0	NaN	0	0	0	0	0.0000